
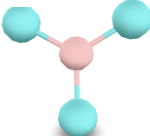
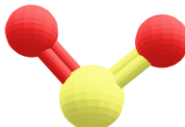
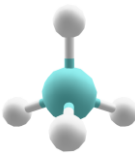
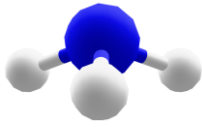
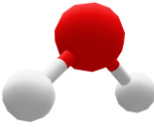
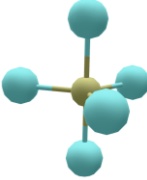

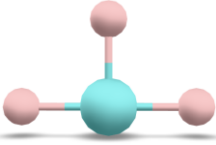
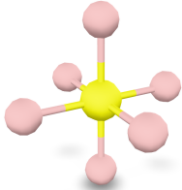
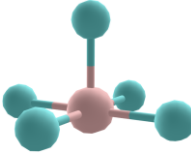
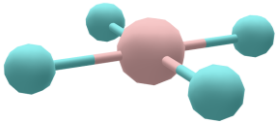


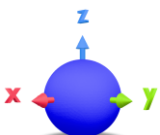
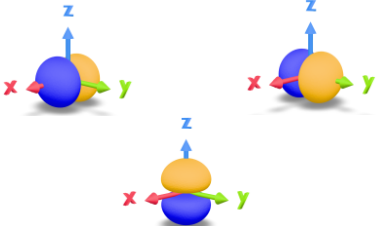
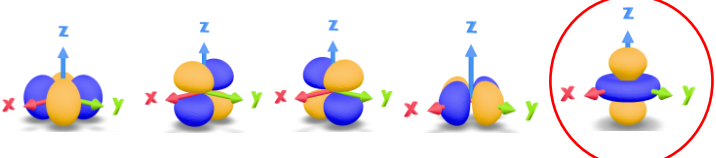
1. Basic molecular geometries: Insert pictures of molecules CO₂, BCl₃, SO₂, CH₄, NH₃, H₂O, PCl₅, SF₄, ClF₃, SF₆, BrF₅, XeF₄ in the table.

steric number (hybridization and bond angle)	lone pairs		
	0	1	2
2 (sp 180°)	$D_{\infty h}$  (linear)		
3 (sp ² 120°)	D_{3h}  (trigonal planar)	C_{2v}  (bent)	
4 (sp ³ ~109.5°)	T_d  (tetrahedral)	C_{3v}  (trigonal pyramidal)	C_{2v}  (bent)
5 (dsp ³ 90°/120°)	D_{3h}  (trigonal bipyramidal)	C_{2v}  (seesaw)	C_{2v}  (t-shaped)
6 (d ² sp ³ 90°)	O_h  (octahedral)	C_{4v}  (square pyramidal)	D_{4h}  (square planar)

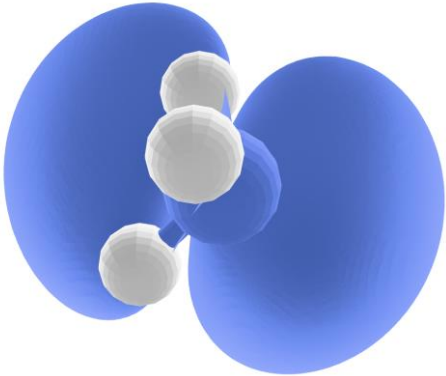
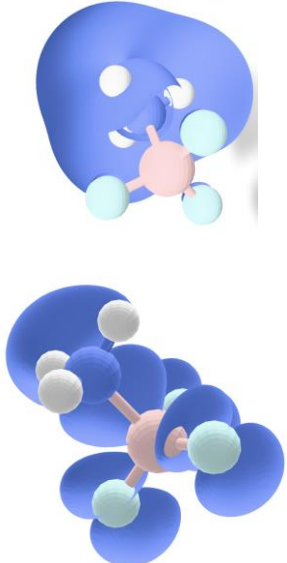
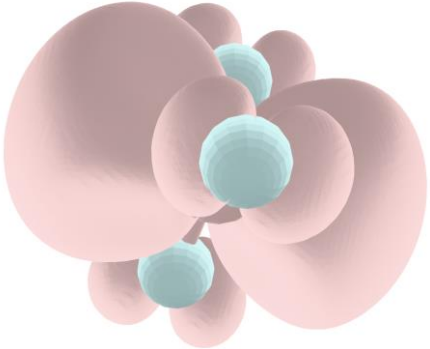
VSEPR stands for **Valence Shell Electron Pair Repulsion**.

- VSEPR predicts the trend lp-lp > lp-bp > bp-bp for repulsions where lp=lone pair/bp=bond pair.
- For steric number > 4, d orbitals are involved so the number of electrons can exceed the octet rule in hypervalent molecules.

2. Atomic orbitals: Insert pictures of atomic orbitals of an H atom for the orbitals in the table.

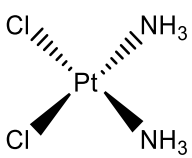
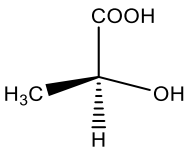
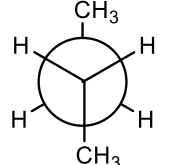
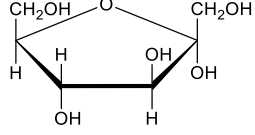
s (sharp)	p (principle)	d (diffuse)
		 (circle d _{z²})

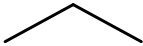
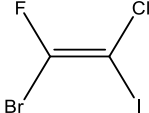
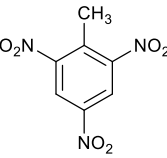
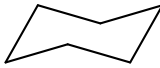

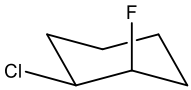
3. **Molecular orbitals:** Insert pictures of molecular orbitals in the table. (HOMO for base, LUMO for acid and both for the product)

Lewis base is NH₃ .	Product is BNH ₆	Lewis acid is BH₃ .
 <p>HOMO stands for highest occupied molecular orbital</p>		<p>LUMO stands for lowest unoccupied molecular orbital</p> 

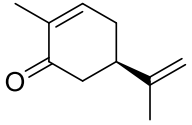
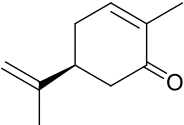
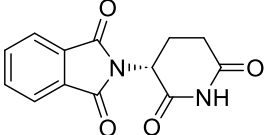
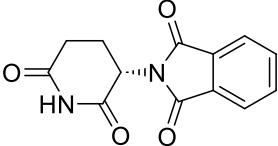
- For more information see the link <https://www.youtube.com/watch?v=l3Oq0rAejiU&t=590s>

4. **Matching 3D structures with skeletal structures:** Give one letter alphabet that corresponds to the structures in the table.

Wedge-and-dash projection	Fischer projection	Newman projection	Haworth projection
 <p>H</p>	 <p>M</p>	 <p>R</p>	 <p>F</p>

Bond-line structures					
 <p>I</p>	 <p>V</p>	 <p>S</p>	 <p>N</p>	 <p>O</p>	 <p>Y</p>

BONUS: Write the name and properties of the compounds below.

 <p>(<i>R</i>)-(-)-carvone MW: 150.22 g/mol bp: 231 °C density: 0.96 g/mL at 25 °C sweetish minty smell, like spearmint leaves</p>	 <p>(<i>S</i>)-(+)-carvone MW: 150.22 g/mol bp: 231 °C density: 0.96 g/mL at 25 °C spicy aroma with notes of rye, like caraway seeds.</p>
 <p>(<i>S</i>)-thalidomide MW: 258.23 g/mol The (<i>S</i>) is a teratogen. In 46 countries, more than 10,000 children were born with deformities between late 1950s and early 1960s due to this compound.</p>	 <p>(<i>R</i>)-thalidomide MW: 258.23 g/mol The (<i>R</i>)-enantiomer has the desired sedative effect for morning sickness. However, it can be converted to (<i>S</i>)-isomer in human body.</p>

Refs: <https://en.wikipedia.org/wiki/Carvone> <https://en.wikipedia.org/wiki/Thalidomide>

Enantiomers are pairs of compounds with the same connectivity; one enantiomer cannot be superimposed on the other and are mirror images of each other.